


城北華基教會網上學習平台


申請報讀課程步驟

1. 進入 <https://learn.rhccc.ca>

2. 可按右上方「English (en)」切換語言顯示為「正體中文 (zh_tw)」

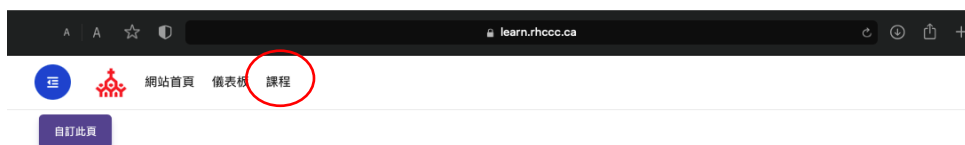


3. 按 “登入”



4. 登入帳戶：輸入你開設帳戶時採用的電郵及密碼

5. 按 “課程”



6. 輸入課程名稱 (例：門徒進階三)，按 “Go”



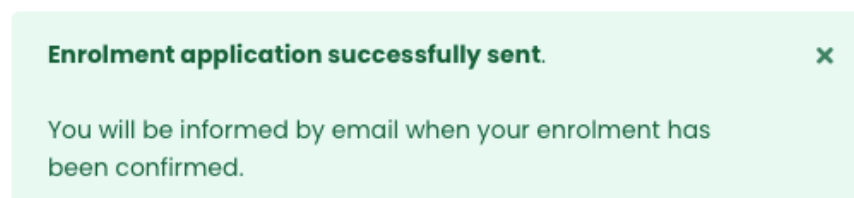
7. 按 “Get access”



8. 請在備註欄內輸入手提電話號碼，以便核對，然後按 “將我加入”




9. 以下訊息確認你已申請報讀




10. 門徒進階團隊會確認你的報讀資格，然後會發出電郵與你聯絡

Enrolling a course

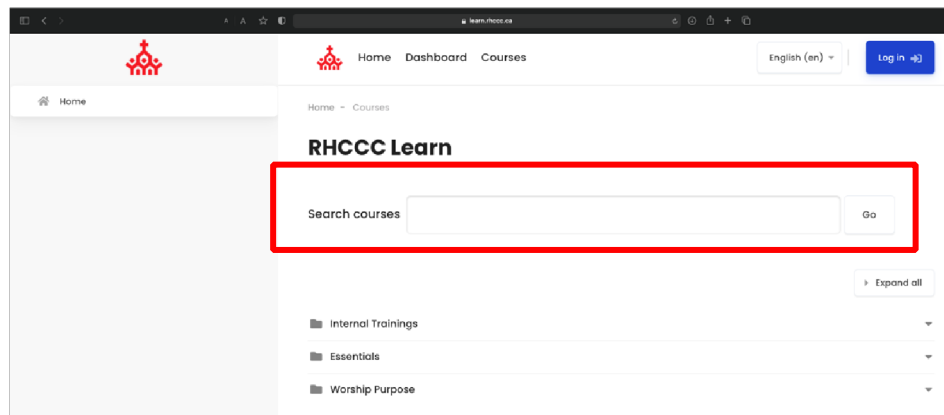
1. Go to <https://learn.rhccc.ca>
2. Click “Log in”



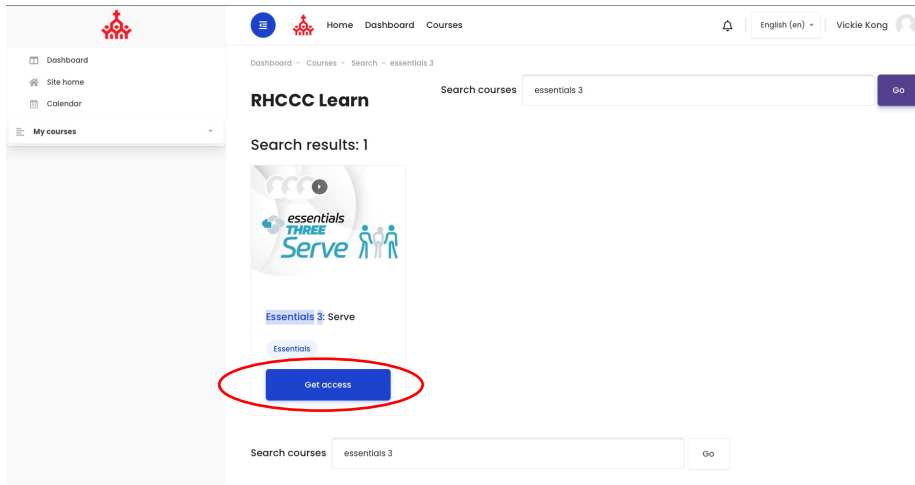
3. Sign in with your email address and password you used to create the account
4. Click “Courses”



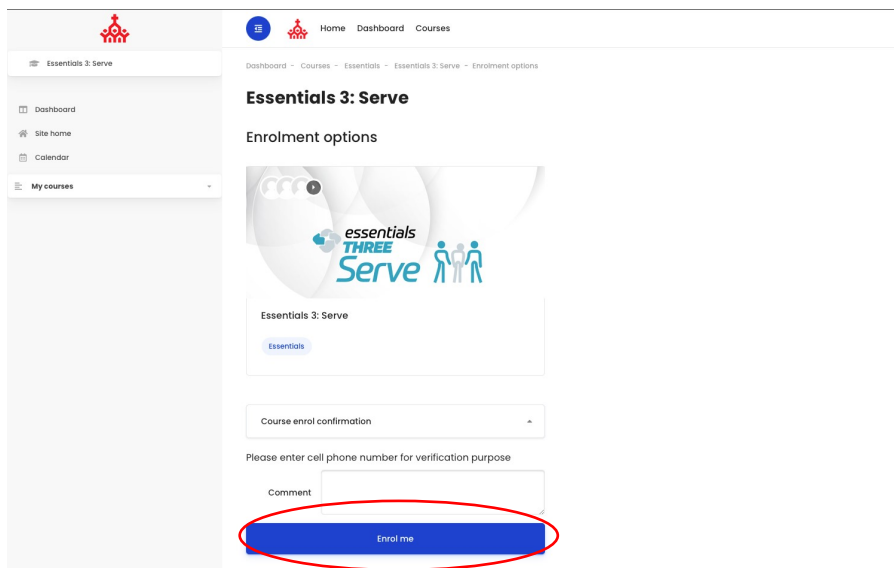
5. Enter the course name in the search box (e.g. Essentials 3) and click “Go”



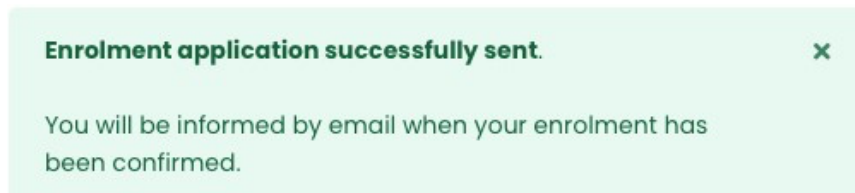
6. Click “Get access”



7. Enter your cell phone number in the comment box for verification purpose and click “Enrol me”



8. The following message appears to confirm your enrollment request



9. The Essential team will email you regarding status of the enrollment once eligibility is checked.