


城北華基教會網上學習平台


當日參與課程步驟

1. 進入 <https://learn.rhccc.ca>

2. 可按右上方「English (en)」切換語言顯示為「正體中文 (zh_tw)」

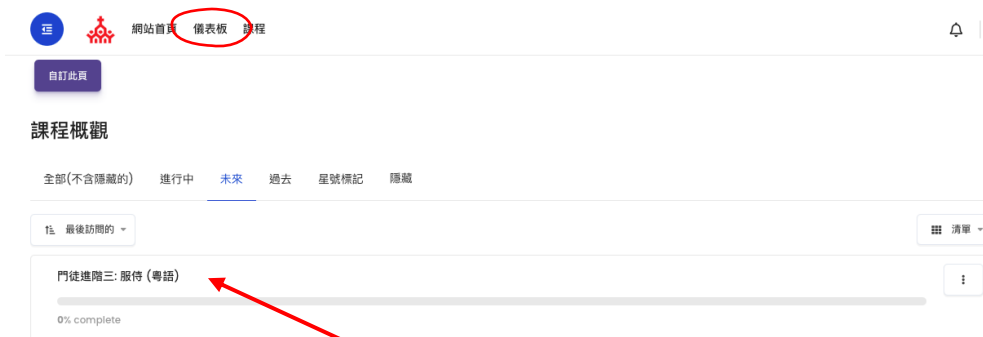


3. 按“登入”



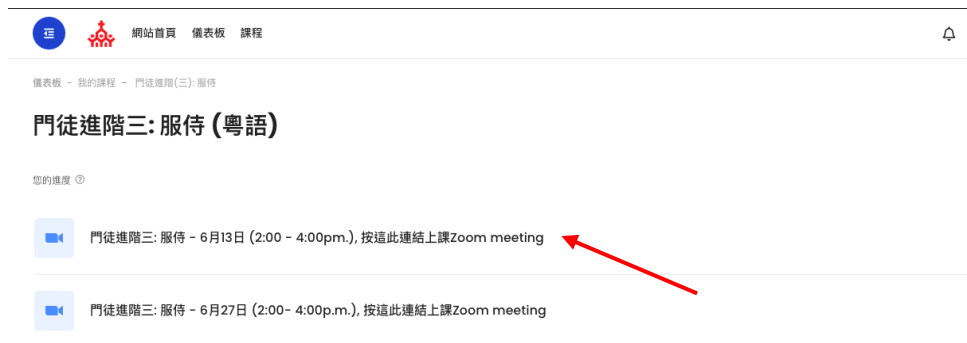
4. 登入帳戶：輸入你開設帳戶時採用的電郵及密碼

5. 按“儀表板”來顯示已報讀的課程



6. 選擇及按你要出席的課程，進入課程主頁

7. 在課程主頁，可閱覽相關資料並且按相關連結出席課程




8. 按 “開始會議”



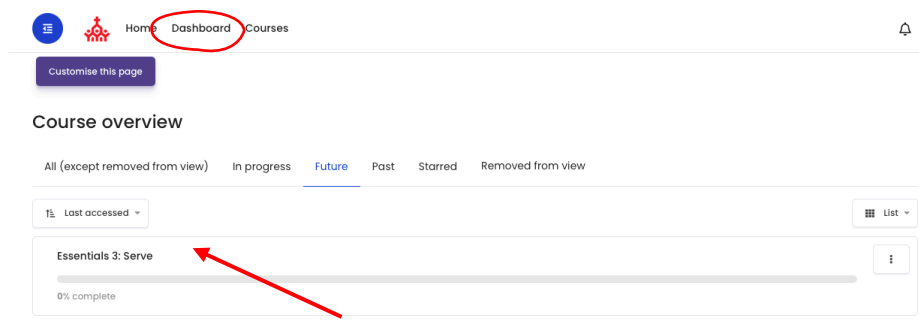
*會議採用 Zoom 平台進行。請確保上課的電腦/平板已裝置和更新 Zoom 應用程式。

Attending a course

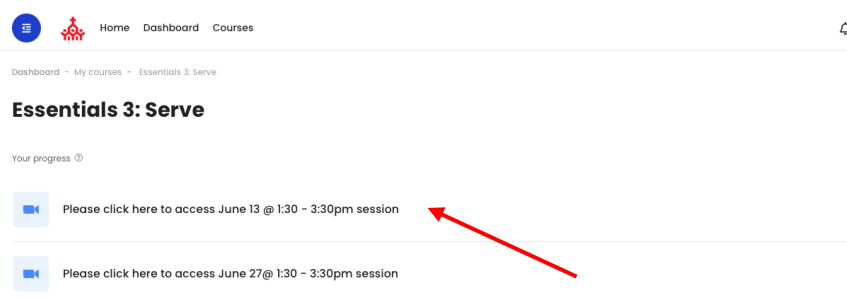
1. Go to <https://learn.rhccc.ca>
2. Click “Log in”



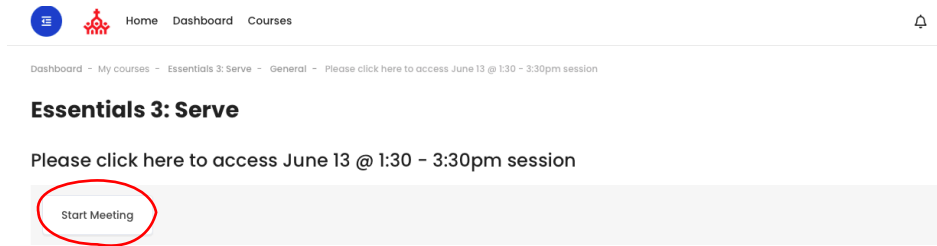
3. Sign in with your email address and password
4. Click “Dashboard” to display the courses you have enrolled and click on the course you want to attend



5. Click on the course to access the course page
6. From the course page, you can access course material and join the class by clicking the appropriate meeting link



7. Click “Start Meeting”



*Meeting is hosted with Zoom. Please ensure the device you are using to attend the course has Zoom installed.